

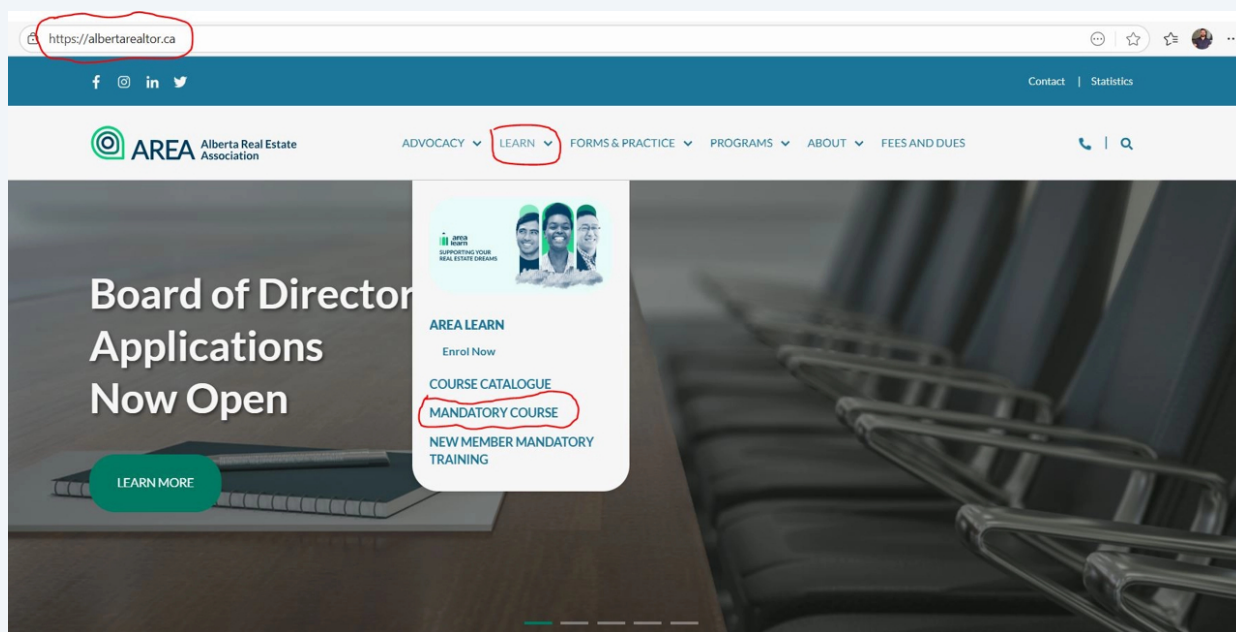
# Navigating the 2025 Mandatory Course: (Getting it Right: Consumer Contracts Made Clear)



This guide is designed to help members easily access and complete the 2025 Mandatory Course (Getting it Right: Consumer Contracts Made Clear). The guide covers the entire process, including how to log in, navigate the course dashboard, complete learning modules, take the quiz, and access your certificate of completion. By following this guide, members can confidently engage with the course content and strengthen their understanding of consumer contract obligation.

1

**Step 1: To begin, please visit the website [albertarealtor.ca](https://albertarealtor.ca). Once you are on the homepage, scroll down under Learn and select the option labeled "Mandatory Course," as highlighted in the image..**



2

**Step 2: You can access the course by clicking on the option "Access the Mandatory Course" button, as highlighted in the image.**

OVERVIEW

COURSE HIGHLIGHTS

THIRD-PARTY EQUIVALENT

Deadline: January 31, 2026

## Mandatory Course: Getting it Right – Consumer Contracts Made Clear

We are pleased to introduce the 2025 mandatory course, *Getting it Right: Consumer Contracts Made Clear*, designed to strengthen a REALTOR®'s understanding of the key consumer contracts that shape real estate transactions in Alberta.

The course explores **five essential consumer contracts**, examining the purpose, legal significance, and key components of each. The course aims to enhance REALTOR® competency in contract comprehension and communication, reduce the risk of misinterpretation or dispute, and foster more effective interactions between industry professionals and consumers.

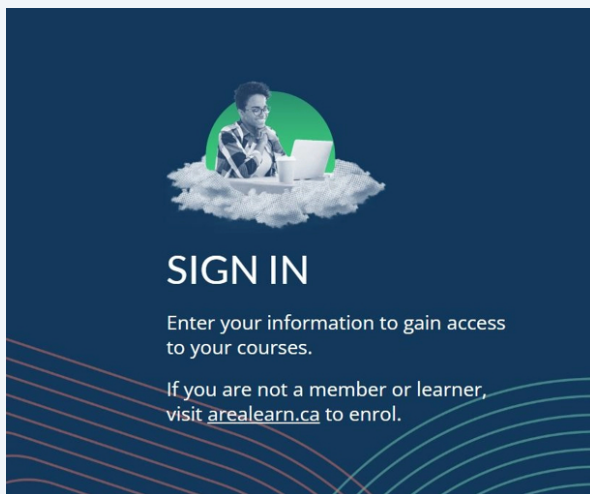
To ensure an engaging learning experience, the course incorporates a range of interactive elements, including text, audio, and video, enabling learners to engage with the material in a manner that best suits their learning style.

The 2025 mandatory course will be available as of September 24, 2025

[ACCESS THE MANDATORY COURSE](#)[MANDATORY COURSE NAVIGATION GUIDE](#)

3

**Step 3: Select the option that says I am an AREA member.**



I am an Area Learn pre-licensing learner.

[Sign In](#)

AND



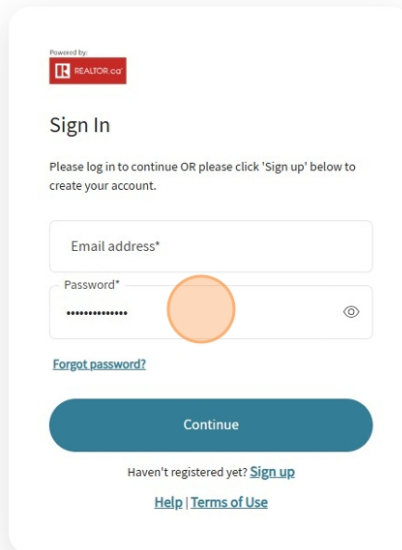
**AREA** Alberta Real Estate Association


I am an AREA member.

[Sign In](#)

4

**Step 4: To access your AREA member account, please use your CREA credentials. You should log in with the same email address and password that you use for your CREA account.**





Powered by: 

### Sign In

Please log in to continue OR please click 'Sign up' below to create your account.

Email address\*

Password\*  

[Forgot password?](#)

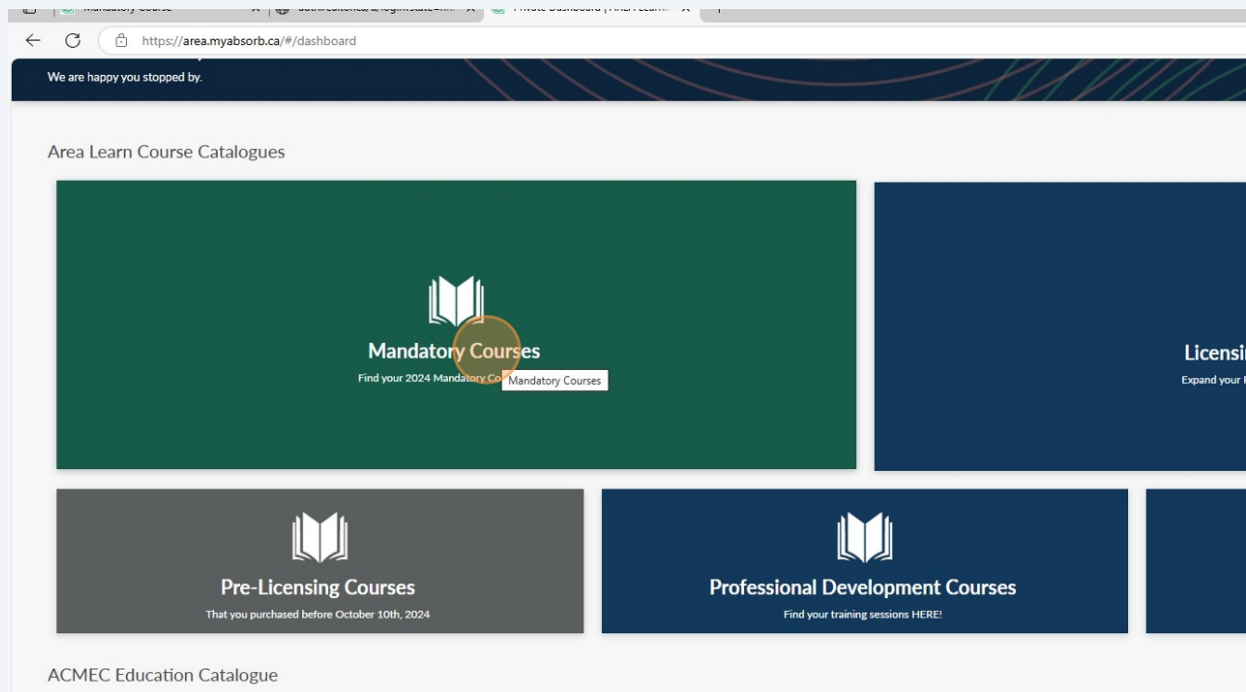
[Continue](#)

Haven't registered yet? [Sign up](#)

[Help](#) | [Terms of Use](#)


5

**Step 5: Click on the green-highlighted button labeled "Mandatory Courses."**




We are happy you stopped by.

### Area Learn Course Catalogues




#### Mandatory Courses

Find your 2024 Mandatory Courses




#### Licensing Courses

Expand your knowledge




#### Pre-Licensing Courses

That you purchased before October 10th, 2024



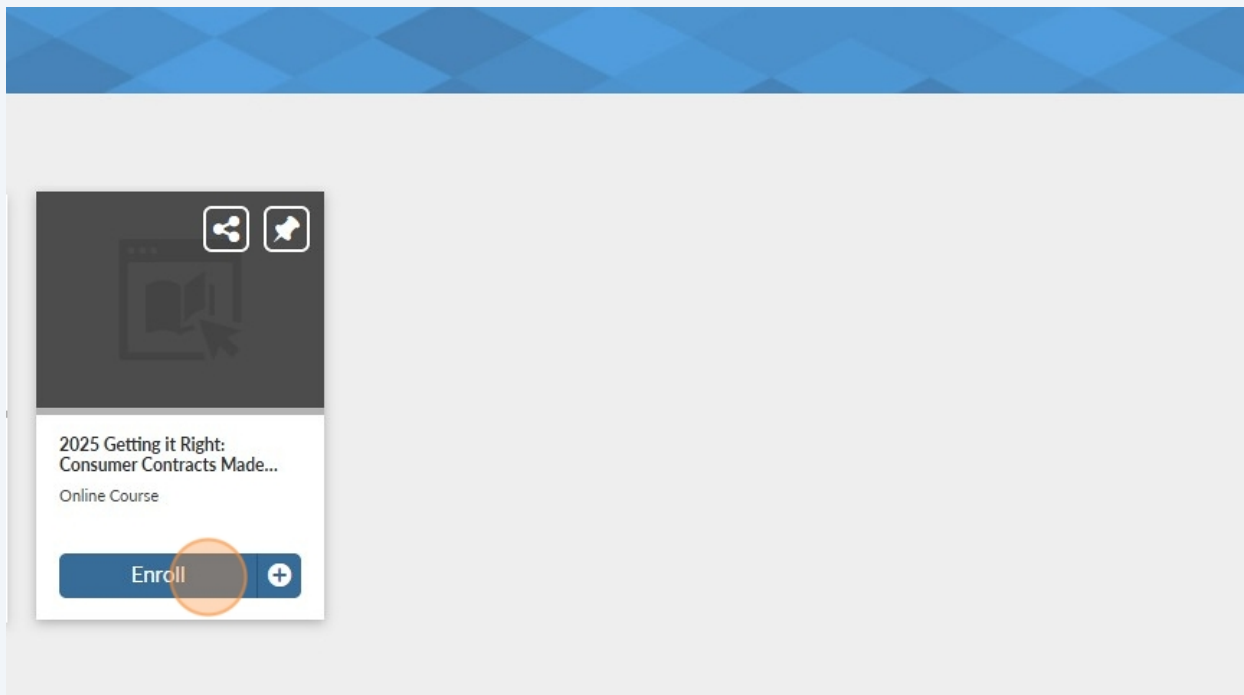
#### Professional Development Courses

Find your training sessions HERE!

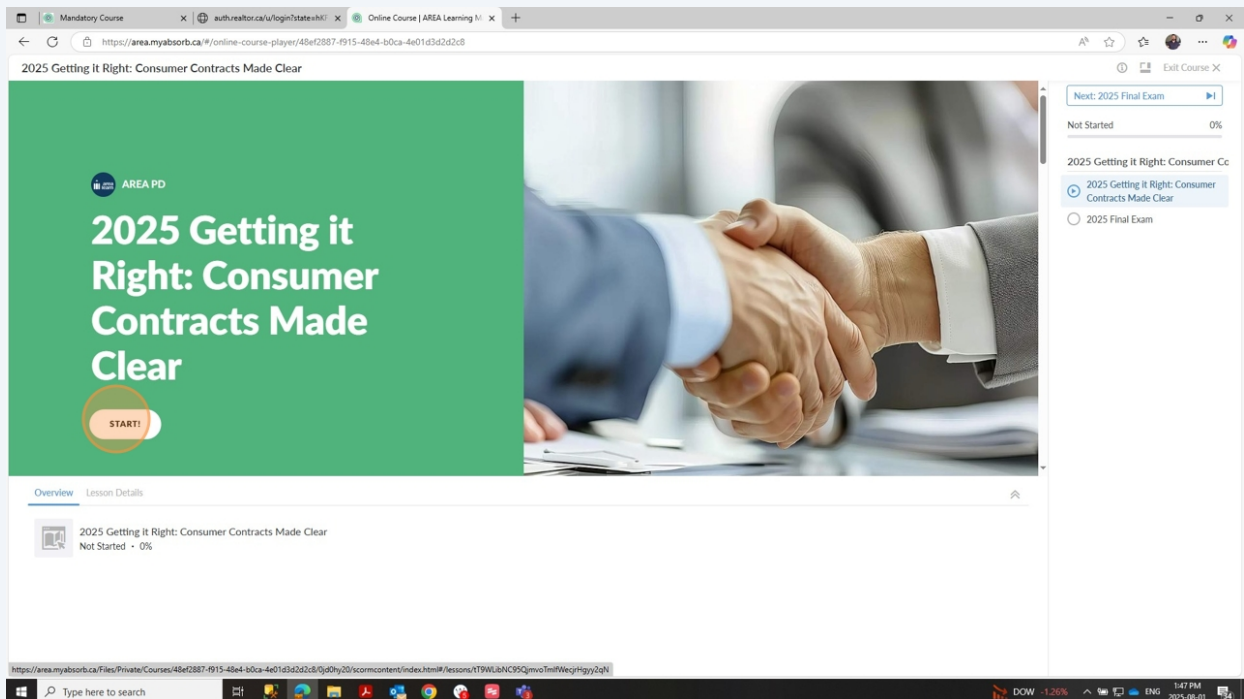


#### ACMEC Education Catalogue

**6 Step 6: Click on the "Enroll" button as indicated in the screenshot.**



**7 Step 7: Click on the start button to start the course.**



8

**Step 8: Choose View" option, which is displayed below in the amber-colored circle at the top right corner. Please select the compact option. Once you do so, you will be able to view the course in full screen.**

Course Navigation and Troubleshooting

AREA PD

### About this course

- 1 This course is entirely online.
- 2 This course can be accessed and completed on any device including laptops, desktop computers, smart phones, and tablets.
- 3 You may stop the course at any time and pickup where you left off, upon your return.
- 4 The course is sequential and you cannot move forward without completing the

EXIT COURSE

Combined ✓

Sidebar

Details

Compact

2025 Getting it Right: Consumer Contracts Made Clear

2025 Final Exam

9

**Step 9: Once you have accessed the course, proceed through the entire content. When you are ready to move forward, click the "Continue" button. On the left side you can track your progress throughout the course.**

2025 Getting it Right: Consumer Contracts Made Clear

Contracts Made Clear

10% COMPLETE

Course Navigation and Troubleshooting

AREA Disclaimer of Liability and All Rights Reserved

LET'S BEGIN!

Welcome to the Course

Our Thank You

Printable Version of Course

MODULE 1 INTRODUCTION

Residential Purchase Contract - Introduction

Interactive Contract Walkthrough

Case Study #1

Knowledge Check #1

Conclusion

Lesson 5 of 31

## Printable Version of Course

AREA PD

### Written course companion

We've created a PDF version of this course to complement the online content. The PDF version has a read aloud feature. Please note that the interactive elements are only available in the online version, which you must complete to meet the 2025 AREA Mandatory course requirement and receive a GRADED status.

Download the material by selecting the small arrow below.

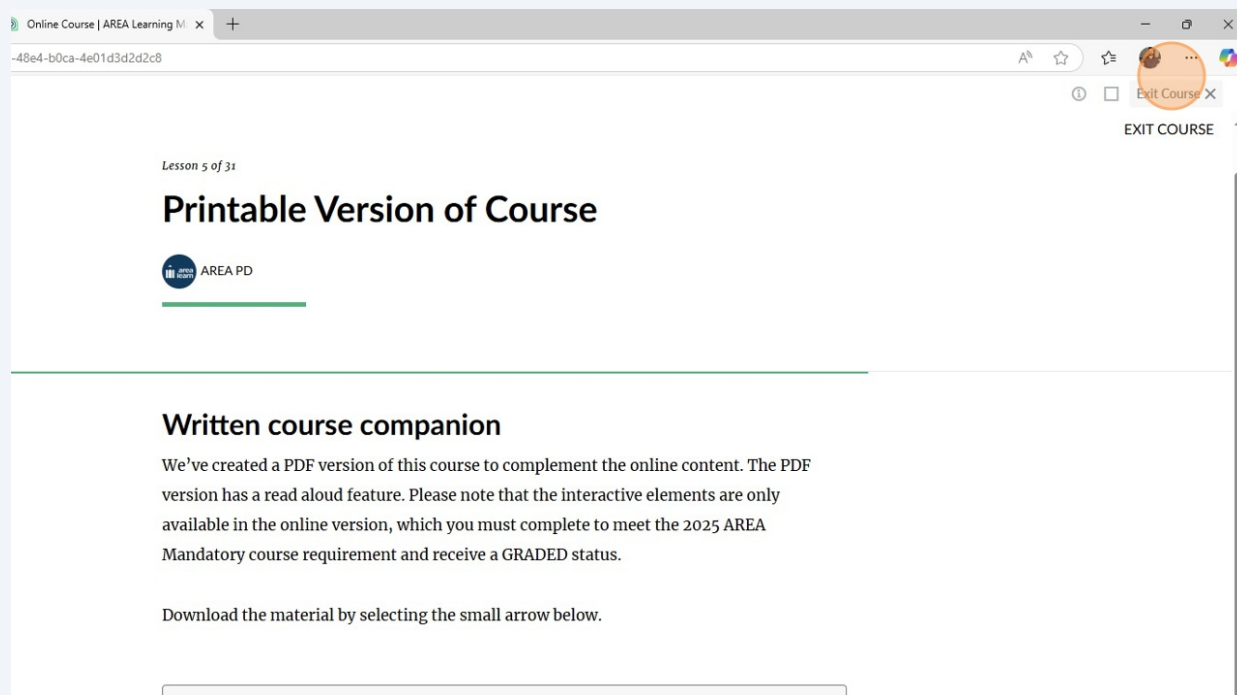
PDF Version of 2025 Getting it Right Consumer Contracts Made Clear.pdf

18.9 MB

You should be ready to go! Press the banner below to begin the course. Happy Learning!

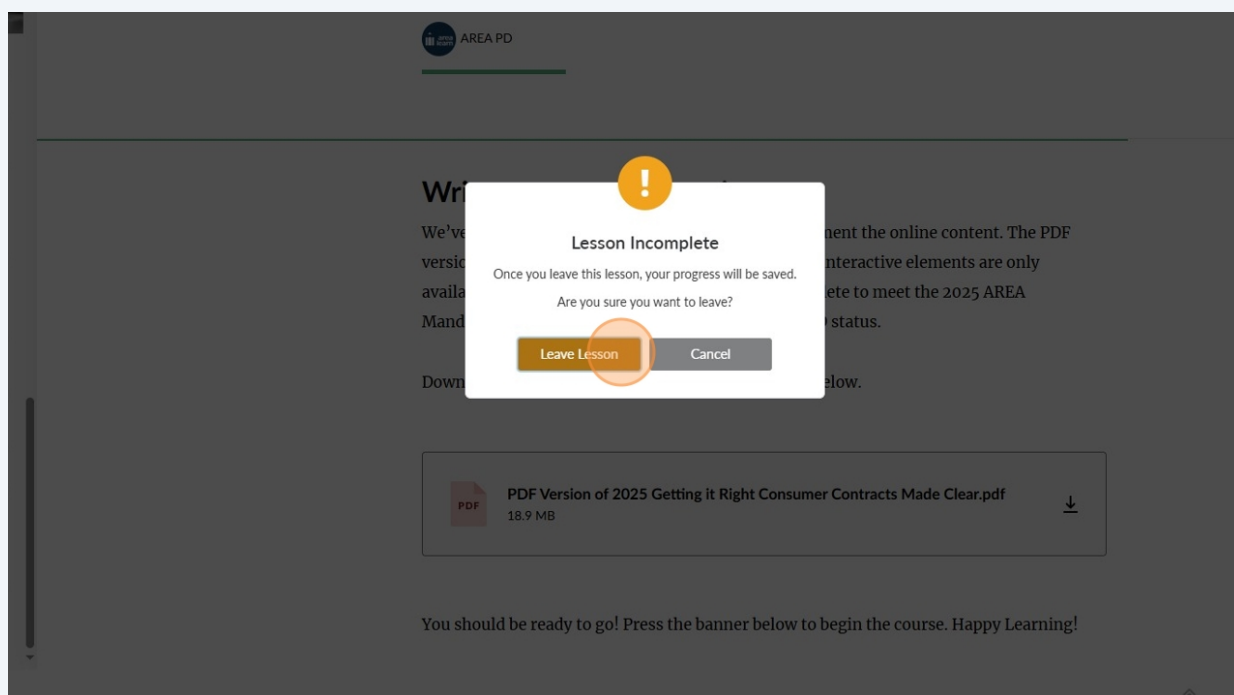
10

**Step 10: If you wish to pause your course and continue at a later time, you can simply click the "Exit" option located at the top right corner of your screen. This action will not affect your progress in the course, allowing you to resume whenever you choose. You are free to leave or continue the course at your convenience.**



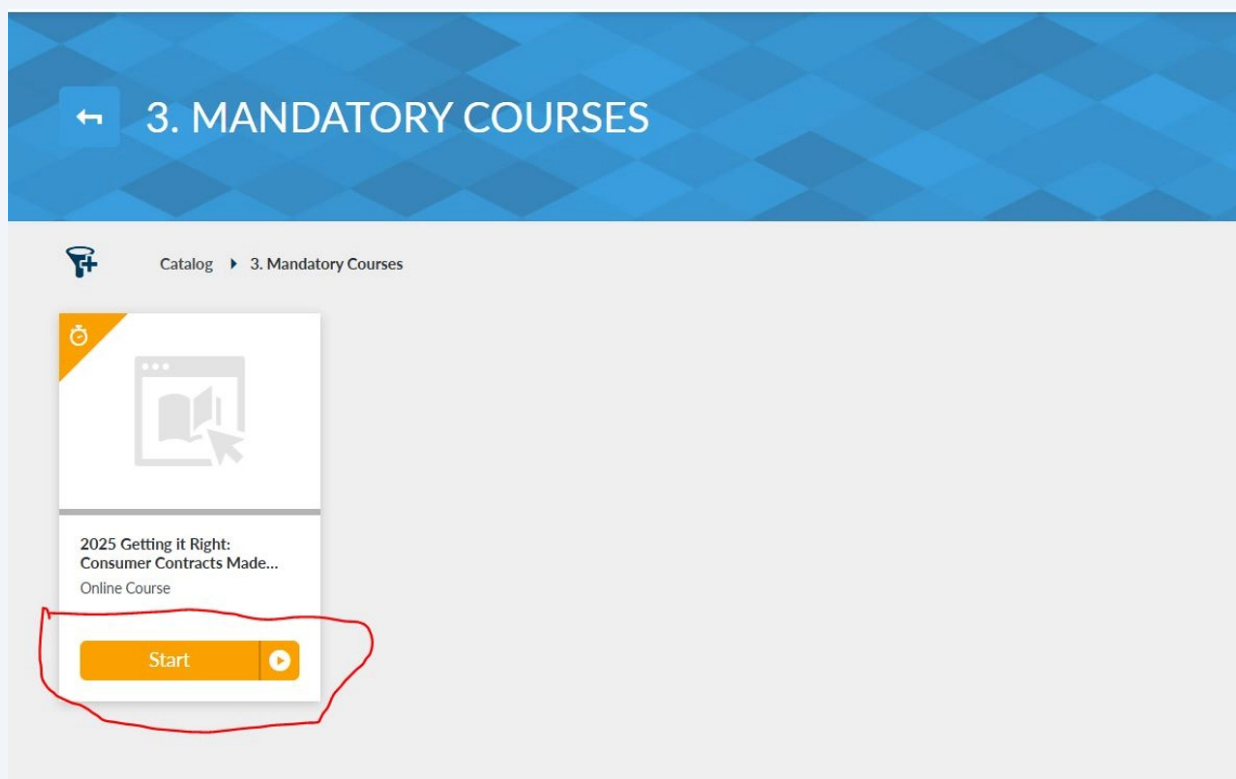
11

**Step 11: Select the "Leave lesson" option from the available choices. This action will allow you to exit the course.**



12

**Step 12: When you are ready to continue your course, Click on the "Start" button as indicated in the screenshot.**





13

**Step 13: You can see in the top left corner that your course progress has not been lost.**

2025 Getting it Right: Consumer Contracts Made Clear

**Written course companion**

We've created a PDF version of this course to complement the online content. The PDF version has a read aloud feature. Please note that the interactive elements are only available in the online version, which you must complete to meet the 2025 AREA Mandatory course requirement and receive a GRADED status.

Download the material by selecting the small arrow below.

PDF Version of 2025 Getting it Right Consumer Contracts Made Clear.pdf  
18.9 MB

You should be ready to go! Press the banner below to begin the course. Happy Learning!

**CONTINUE**

Next: 2025 Final Exam

14

**Step 14: Once you have completed the course, please click on the "Choose View" option located at the top right side of the page, select "Combined" and then click on "2025 Final Exam" to begin your quiz attempt.**

View settings icon

☒ Combined

☐ Sidebar

☐ Details

☐ Compact

Select **Combined** view (as above). You will now see the **Final Exam** link on the right-hand side of your screen. Select **Final Exam**.

You have now completed the course.

Next: 20 Choose View

In Progress 50%

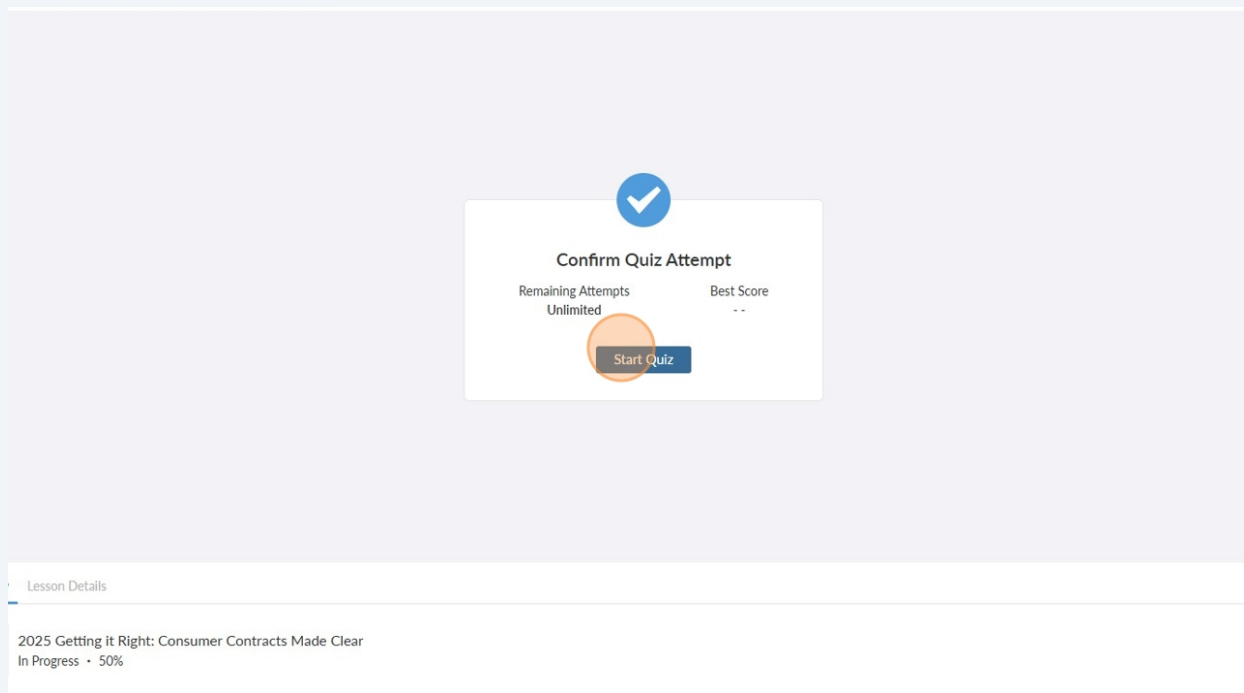
2025 Getting it Right: Consumer Co

2025 Getting it Right: Consumer Contracts Made Clear

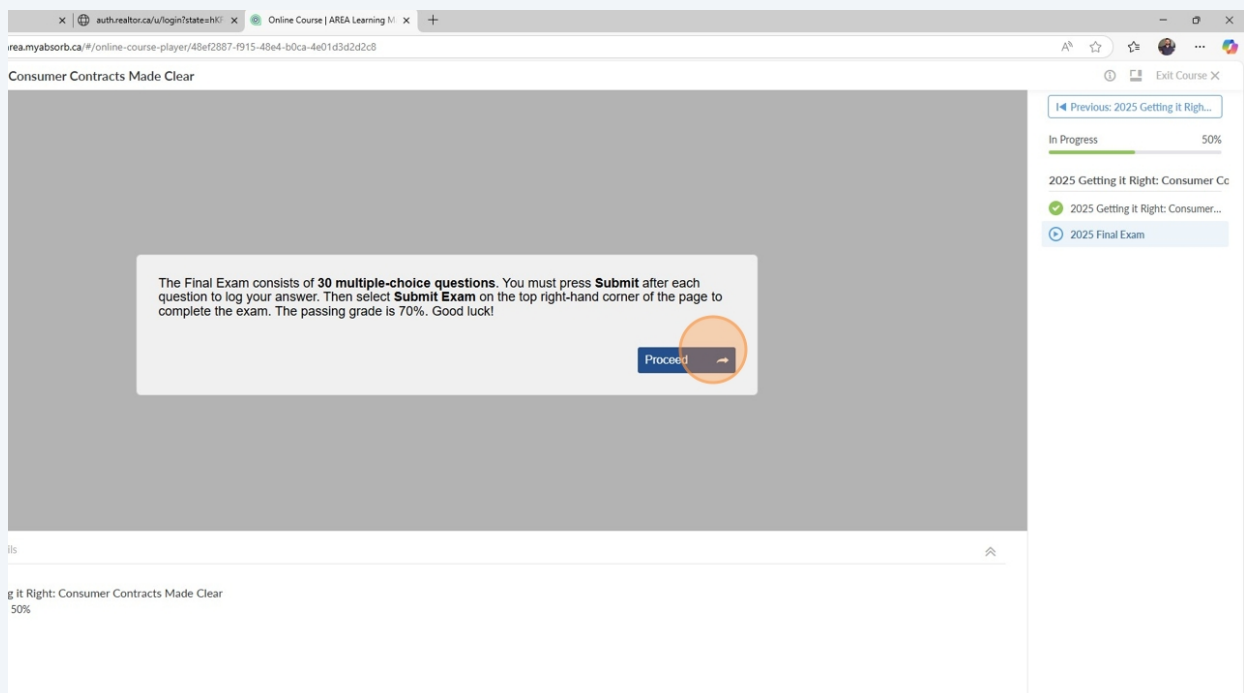
2025 Final Exam



## 15 Step 15: Click "Start Quiz"

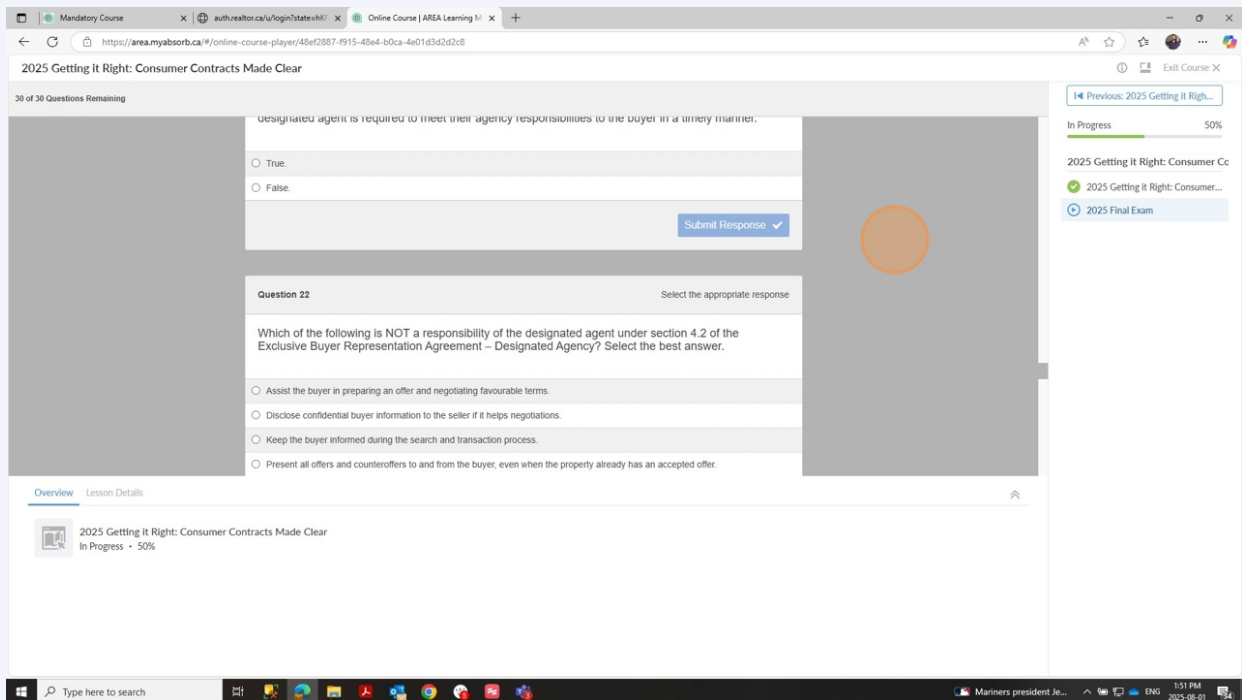


## 16 Step 16: Click "Proceed"



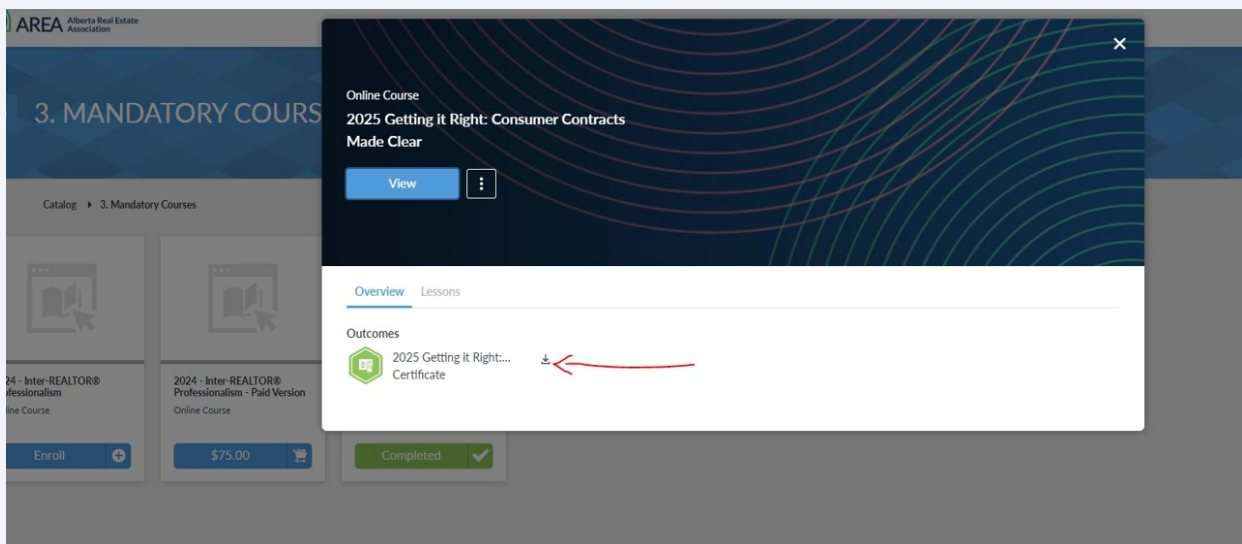
17

**Step 17: Please answer all the questions. You must obtain a 70% grade to pass the exam.**



18

**Step 18: Once you have passed the quiz, you can download the certificate by clicking on the course you have completed and then clicking on the downward arrow. Please refer to the picture below for better understanding.**





**If you have any questions or concerns, please feel free to contact us at [PD@albertarealtor.ca](mailto:PD@albertarealtor.ca) or call us at 403-228-6845.**

Thank you.

area learn